

MERCURY


ZINC PART	STYLE	DIMENSIONS (INCHES)	HOLES (INCHES)	LBS
M-31640	std skleg	skleg: 2.3 long	-	1
M-34127	long skleg	skleg: 4 long	-	1.6
M-34762	plate	.4 x 2.5 x 2.5	2.0 OC	0.6
M-43396	waffle plate	.6 x 2.1 x 2.5	6.75 OC	1.5
M-43994	waffle	1.5 x 3 x 4	2.6 OC	2
M-46399	cutdown skleg	skleg: 2.4 long	-	0.75
M-55989	button	1.2 dia x 1.2 long	1/2 NC	0.25
M-76214	round plate	3.6 dia x .2	7/16 NC	0.64
M-76214-5	round plate	3.6 dia x .2	7/16 NC	0.7
M-806105	ring w/ears	1 x 2.9 od x 2.8 id	2.9 OC	1
M-806188	open ring w/ears	2.1 id x 2.7 od	2.9 OC	1
M-806189	Alpha-horseshoe	.5 x 1.9 x .8	1.5 OC	0.25
M-806190	Bravo-horseshoe	1.93 od x 2	1.5 OC	0.7
M-818298	bar	.5 x 2 x 7.5	6.6, 7.0 OC	1.7
M-821629	Alpha-plate	.7 x 2.9 x 7.5	3.3 OC	1.7
M-821630	Brave-plate	.6 x 4.2 x 7	1.4 OC	2.1
M-821631	use: M-43994	-	-	-
M-822157	cutdown skleg	1/2 skleg: 2.6 long	.37 dia	1
M-826134	wedge	.5 - .9 x 1.2 x 3	0.25 dia	0.5
M-89949	handlebar	.4 x 2.3 x 11.125	9.4 OC	2.5



M-31640



M-34127



M-34762



M-43994




M-43396



M-46399



M-55989



M-76214



M-76214-5




M-806105




M-806188



M-806189



M-806190




M-818298



M-821629



M-821630



M-822157



M-826134



M-89949