


VOLVO


ZINC PART	STYLE	OUTDRIVE MODEL	DESCRIPTION (INCHES)	LBS	HOLE (S) (INCHES)
V-15, (875810)	small ring	100	3.87 OD x 2 ID	0.3	2.75 OC
V-16, (875809)	small ring	200	4.2 OD x 2.3 ID	0.4	3.1 OC
V-17, (875806-4)	medium ring	250 - 270	4.6 OD x 2.25 ID	0.65	3.1 OC
V-18, (875815-3)	large ring	280 - 290	4.75 OD x 2.5 ID	1.75	3.2 OC
V-3855411	transom plate	SX drive	1 x 5.75	2.25	4.43 OC
V-3854130	gimbal plate	SX drive	1.8 x 3.1 x 3.5	2.3	2 OC
V-823661	pencil	diesel	1 x 1.75 x 3/8 NC	0.3	-
V-832598	dog bone	250 - 270	.87 x 1.6 x 7.4	1.8	5.75 OC
V-838929	pencil	engine	.62 x 1.25 x 7/16NC	0.12	5/16 NC
V-851983	sail drive ring	120F sail drive	3.75 OD x 1.5 ID	1.25	2.8 OC
V-852835	bar	290	1 x 1.75 x 5.25	1.6	3.37 OC
V-872139	bar	DP-X drive	1 x 1.75 x 5.25	1.44	3.37 OC
V-872793	triangle	290, 290DP, SX, DP-X	.5 x 2 x 2 x 2.5	.25	0.25 dia
V-875812	sail drive ring	sail drive	4.2 OD x 2.2 ID	2.05	1.75 - 2.5 OC
V-875821	dual prop ring	290	4.4 OD x 3.35 ID	1.2	3.6 OC



V-3854130



V-823661




V-832598



V-838929




V-851983



V-852835



V-872139



V-872793



V-875812




V-875821

SUZUKI

ZINC PART	STYLE	DIMENSIONS (INCHES)	HOLE (S) (INCHES)	LBS
S-55125-87D00	standard skeg	skeg, 2.3 long	-	0.75
S-55125-9630	cutdown skeg	skeg, 1.75 long	0.35	0.28
S-55320-95310	block	.5 x 1.2 x 1.6	0.35	0.17
S-55321-94900	use:N-3C760-2181	-	-	-



S-55125-87D00



S-55320-95310



S-55125-9630